

283 - 707 Truthband RCO 9.23.19

Farmer's Friend Extracts
 6451 NE Colwood Wy
 Portland, OR 97218
 503-442-8653

Sample Type: Extracts
 Sample Date: 9/25/2019
 Analysis Date: 9/26/2019
 Report Date: 9/27/2019

Metric Batch ID:
 1A4010300016315000015611
 Metric Sample ID:
 1A4010300016315000015833

Harvest/Process Date: 9/23/2019
 Report ID:
LS-190927-19

Potency

Potency Analysis Date: 9/26/2019
 Potency Batch ID: CAN_092619C
 Potency Method: JAOAC 2015.1


77.9%

Total
THC

0.165%




Total
CBD

Samples: FZC-SJP-HRG, STJ-RJD-ZHZ



| Analyte | Description | LOQ | RPD | Min. | Max. | Avg. | Unit: % |
|------------------|-------------------------------|------|------|-------|-------|-------|---------|
| Δ9THC | Delta-9 Tetrahydrocannabinol | 0.16 | 4.67 | 75.9 | 79.5 | 77.7 | |
| THCA | Tetrahydrocannabinolic acid | 0.16 | 33.3 | <LOQ | 0.224 | 0.224 | |
| CBD | Cannabidiol | 0.16 | 3.26 | <LOQ | 0.165 | 0.165 | |
| CBDA | Cannabidiolic acid | 0.16 | 0.00 | ND | <LOQ | <LOQ | |
| Δ8THC | Delta-8 Tetrahydrocannabinol* | 0.16 | 0.00 | ND | ND | ND | |
| THCV | Tetrahydrocannabivarin* | 0.16 | 22.8 | 0.602 | 0.757 | 0.679 | |
| CBG | Cannabigerol* | 0.16 | 1.91 | 2.36 | 2.41 | 2.38 | |
| CBGA | Cannabigerolic acid* | 0.16 | 17.1 | 0.227 | 0.270 | 0.248 | |
| CBC | Cannabichromene* | 0.16 | 10.8 | 0.834 | 0.929 | 0.881 | |
| CBCA | Cannabichromenic acid* | 0.16 | 0.00 | ND | ND | ND | |
| CBN | Cannabinol | 0.16 | 30.7 | 0.470 | 0.641 | 0.555 | |
| Total THC | Δ9THC + (THCA × 0.877) | | 4.92 | 75.9 | 79.7 | 77.9 | |
| Total CBD | CBD + (CBDA × 0.877) | | 3.26 | <LOQ | 0.165 | 0.165 | |
| Total | | | 5.00 | 80.4 | 84.9 | 82.8 | |

Compliance

| | | | |
|------------|---------------|--------------------------|--|
| Pesticides | Within limits | Analysis Date: 9/26/2019 | Pass  |
| Solvents | Within limits | Analysis Date: 9/26/2019 | Pass  |
| Potency | Within limits | Analysis Date: 9/26/2019 | Pass  |


 Bryce Kidd, Ph.D.
 Lab Director


 Aaron Troyer
 Chief Science Officer



283 - 707 Truthband RCO 9.23.19

Farmer's Friend Extracts
 6451 NE Colwood Wy
 Portland, OR 97218
 503-442-8653

Sample Type: Extracts
 Sample Date: 9/25/2019
 Analysis Date: 9/26/2019
 Report Date: 9/27/2019

Metric Batch ID:
 1A4010300016315000015611
 Metric Sample ID:
 1A4010300016315000015833

Harvest/Process Date: 9/23/2019
 Report ID:
LS-190927-19



Terpene Analysis Date: 9/27/2019
 Terpene Batch ID: TRP_092619A

Method: JAOAC 2015.1
 Unit: %

| Analyte | Avg. | Notes |
|---------------------|---------|------------------------------------|
| β-Myrcene | 0.682% | <div style="width: 6.82%;"></div> |
| Linalool | 0.594% | <div style="width: 5.94%;"></div> |
| Limonene | 0.414% | <div style="width: 4.14%;"></div> |
| α-Terpineol | 0.402% | <div style="width: 4.02%;"></div> |
| Humulene | 0.361% | <div style="width: 3.61%;"></div> |
| Fenchol | 0.194% | <div style="width: 1.94%;"></div> |
| Terpinolene | 0.0608% | <div style="width: 0.608%;"></div> |
| β-Ocimene | 0.0558% | <div style="width: 0.558%;"></div> |
| Fenchone | 0.0372% | <div style="width: 0.372%;"></div> |
| α-Pinene | 0.0364% | <div style="width: 0.364%;"></div> |
| Azulene | ND | |
| Borneol | ND | |
| Camphene | ND | |
| Camphore | ND | |
| Caryophyllene Oxide | ND | |
| Cedrol | ND | |
| Cymene | ND | |
| Eucalyptol | ND | |
| Geraniol | ND | |
| Geranyl Acetate | ND | |
| Guaiol | ND | |
| Isoborneol | ND | |
| Isopulegol | ND | |
| Nerol | ND | |
| Pulegone | ND | |
| Sabinene | ND | |
| Sabinene Hydrate | ND | |
| Selinadiene | ND | |
| Valencene | ND | |

| Analyte | Avg. | Notes |
|-----------------|--------------|-------|
| cis-Nerolidol | ND | |
| trans-Nerolidol | ND | |
| Δ3-Carene | ND | |
| α-Bisabolol | ND | |
| α-Cedrene | ND | |
| α-Ocimene | ND | |
| α-Phellandrene | ND | |
| α-Terpinene | ND | |
| β-Caryophyllene | ND | |
| β-Farnesene 1 | ND | |
| β-Farnesene 2 | ND | |
| β-Pinene | ND | |
| γ-Terpinene | ND | |
| γ-Terpineol | ND | |
| Total | 2.84% | |

283 - 707 Truthband RCO 9.23.19

Farmer's Friend Extracts
 6451 NE Colwood Wy
 Portland, OR 97218
 503-442-8653

Sample Type: Extracts
 Sample Date: 9/25/2019
 Analysis Date: 9/26/2019
 Report Date: 9/27/2019

Metric Batch ID:
 1A4010300016315000015611
 Metric Sample ID:
 1A4010300016315000015833

Harvest/Process Date: 9/23/2019
 Report ID:
LS-190927-19



Pesticides Sample Data

Pesticides Analysis Date: 9/26/2019
 Pesticides Batch ID: PST_092619A

Method: EN 15662
 Unit: µg/g (ppm)

Pass 

| Analyte | FZC-SJP-HRG | STJ-RJD-ZHZ | Limits | LOQ | Notes | Status | Analyte | FZC-SJP-HRG | STJ-RJD-ZHZ | Limits | LOQ | Notes | Status |
|---------------------|-------------|-------------|--------|-----|-------|--------|--------------------|-------------|-------------|--------|-----|-------|--------|
| Abamectin | ND | ND | 0.5 | 0.1 | | Pass | Metalaxyl | ND | ND | 0.2 | 0.1 | | Pass |
| Acephate | ND | ND | 0.4 | 0.1 | | Pass | Methiocarb | ND | ND | 0.2 | 0.1 | | Pass |
| Acequinocyl | ND | ND | 2.0 | 1.5 | | Pass | Methomyl | ND | ND | 0.4 | 0.1 | | Pass |
| Acetamiprid | ND | ND | 0.2 | 0.1 | | Pass | Methyl Parathion | ND | ND | 0.2 | 0.2 | | Pass |
| Aldicarb | ND | ND | 0.4 | 0.1 | | Pass | MGK-264 | ND | ND | 0.2 | 0.2 | | Pass |
| Azoxystrobin | ND | ND | 0.2 | 0.1 | | Pass | Myclobutanil | ND | ND | 0.2 | 0.1 | | Pass |
| Bifenazate | ND | ND | 0.2 | 0.1 | | Pass | Naled | ND | ND | 0.5 | 0.2 | | Pass |
| Bifenthrin | ND | ND | 0.2 | 0.1 | | Pass | Oxamyl | ND | ND | 1.0 | 0.1 | | Pass |
| Boscalid | ND | ND | 0.4 | 0.1 | | Pass | Paclobutrazol | ND | ND | 0.4 | 0.1 | | Pass |
| Carbaryl | ND | ND | 0.2 | 0.1 | | Pass | Permethrins | ND | ND | 0.2 | 0.1 | | Pass |
| Carbofuran | ND | ND | 0.2 | 0.1 | | Pass | Phosmet | ND | ND | 0.2 | 0.1 | | Pass |
| Chlorantraniliprole | ND | ND | 0.2 | 0.1 | | Pass | Piperonyl Butoxide | ND | ND | 2.0 | 0.1 | | Pass |
| Chlorfenapyr | ND | ND | 1.0 | 0.1 | | Pass | Prallethrin | ND | ND | 0.2 | 0.1 | | Pass |
| Chlorpyrifos | ND | ND | 0.2 | 0.1 | | Pass | Propiconazole | ND | ND | 0.4 | 0.1 | | Pass |
| Clofentezine | ND | ND | 0.2 | 0.1 | | Pass | Propoxur | ND | ND | 0.2 | 0.1 | | Pass |
| Cyfluthrin | ND | ND | 1.0 | 0.5 | | Pass | Pyrethrins | ND | ND | 1.0 | 0.5 | | Pass |
| Cypermethrin | ND | ND | 1.0 | 0.1 | | Pass | Pyridaben | ND | ND | 0.2 | 0.1 | | Pass |
| Daminozide | ND | ND | 1.0 | 0.5 | | Pass | Spinosad | ND | ND | 0.2 | 0.1 | | Pass |
| Diazinon | ND | ND | 0.2 | 0.1 | | Pass | Spiromesifen | ND | ND | 0.2 | 0.1 | | Pass |
| Dichlorvos (DDVP) | ND | ND | 1.0 | 0.5 | | Pass | Spirotetramat | ND | ND | 0.2 | 0.1 | | Pass |
| Dimethoate | ND | ND | 0.2 | 0.1 | | Pass | Spiroxamine | ND | ND | 0.4 | 0.1 | | Pass |
| Ethoprophos | ND | ND | 0.2 | 0.1 | | Pass | Tebuconazole | ND | ND | 0.4 | 0.1 | | Pass |
| Etofenprox | ND | ND | 0.4 | 0.1 | | Pass | Thiacloprid | ND | ND | 0.2 | 0.1 | | Pass |
| Etoxazole | ND | ND | 0.2 | 0.1 | | Pass | Thiamethoxam | ND | ND | 0.2 | 0.1 | | Pass |
| Fenoxycarb | ND | ND | 0.2 | 0.1 | | Pass | Trifloxystrobin | ND | ND | 0.2 | 0.1 | | Pass |
| Fenpyroximate | ND | ND | 0.4 | 0.1 | | Pass | | | | | | | |
| Fipronil | ND | ND | 0.4 | 0.1 | | Pass | | | | | | | |
| Flonicamid | ND | ND | 1.0 | 0.1 | | Pass | | | | | | | |
| Fludioxonil | ND | ND | 0.4 | 0.1 | | Pass | | | | | | | |
| Hexythiazox | ND | ND | 1.0 | 0.1 | | Pass | | | | | | | |
| Imazalil | ND | ND | 0.2 | 0.1 | | Pass | | | | | | | |
| Imidacloprid | ND | ND | 0.4 | 0.1 | | Pass | | | | | | | |
| Kresoxim-methyl | ND | ND | 0.4 | 0.1 | | Pass | | | | | | | |
| Malathion | ND | ND | 0.2 | 0.1 | | Pass | | | | | | | |

283 - 707 Truthband RCO 9.23.19

Farmer's Friend Extracts
 6451 NE Colwood Wy
 Portland, OR 97218
 503-442-8653

Sample Type: Extracts
 Sample Date: 9/25/2019
 Analysis Date: 9/26/2019
 Report Date: 9/27/2019

Metric Batch ID:
 1A4010300016315000015611
 Metric Sample ID:
 1A4010300016315000015833

Harvest/Process Date: 9/23/2019
 Report ID:
LS-190927-19

Pesticides Quality Control Data

Pesticides QC Analysis Date: 9/26/2019
 Pesticides QC Batch ID: PST_092619A

Method: EN 15662
 Unit: µg/g (ppm)

| Analyte | Blank | LOQ | LCS | LCS Spike | LCS Rec (%) | Limits (%) | Notes | Analyte | Blank | LOQ | LCS | LCS Spike | LCS Rec (%) | Limits (%) | Notes |
|---------------------|-------|-----|-------|-----------|-------------|------------|-------|--------------------|-------|-----|-------|-----------|-------------|------------|-------|
| Abamectin | ND | 0.1 | 0.971 | 1.00 | 97.1 | 50 - 150 | | Metalaxyl | ND | 0.1 | 1.07 | 1.00 | 107 | 50 - 150 | |
| Acephate | ND | 0.1 | 0.776 | 1.00 | 77.6 | 50 - 150 | | Methiocarb | ND | 0.1 | 1.08 | 1.00 | 108 | 50 - 150 | |
| Acequinocyl | ND | 1.5 | 0.919 | 1.00 | 91.9 | 50 - 150 | | Methomyl | ND | 0.1 | 0.994 | 1.00 | 99.4 | 50 - 150 | |
| Acetamiprid | ND | 0.1 | 0.997 | 1.00 | 99.7 | 50 - 150 | | Methyl Parathion | ND | 0.2 | 0.391 | 1.00 | 39.1 | 30 - 150 | |
| Aldicarb | ND | 0.1 | 1.02 | 1.00 | 102 | 50 - 150 | | MGK-264 | ND | 0.2 | 0.745 | 0.600 | 124 | 50 - 150 | |
| Azoxystrobin | ND | 0.1 | 1.10 | 1.00 | 110 | 50 - 150 | | Myclobutanil | ND | 0.1 | 1.02 | 1.00 | 102 | 50 - 150 | |
| Bifenazate | ND | 0.1 | 1.28 | 1.00 | 128 | 50 - 150 | | Naled | ND | 0.2 | 1.10 | 1.00 | 110 | 50 - 150 | |
| Bifenthrin | ND | 0.1 | 0.934 | 1.00 | 93.4 | 50 - 150 | | Oxamyl | ND | 0.1 | 0.992 | 1.00 | 99.2 | 50 - 150 | |
| Boscalid | ND | 0.1 | 1.15 | 1.00 | 115 | 50 - 150 | | Paclobutrazol | ND | 0.1 | 0.975 | 1.00 | 97.5 | 50 - 150 | |
| Carbaryl | ND | 0.1 | 1.06 | 1.00 | 106 | 50 - 150 | | Permethrins | ND | 0.1 | 0.961 | 1.00 | 96.1 | 50 - 150 | |
| Carbofuran | ND | 0.1 | 1.05 | 1.00 | 105 | 50 - 150 | | Phosmet | ND | 0.1 | 1.15 | 1.00 | 115 | 50 - 150 | |
| Chlorantraniliprole | ND | 0.1 | 1.03 | 1.00 | 103 | 50 - 150 | | Piperonyl Butoxide | ND | 0.1 | 1.05 | 1.00 | 105 | 50 - 150 | |
| Chlorfenapyr | ND | 0.1 | 0.985 | 1.00 | 98.5 | 50 - 150 | | Prallethrin | ND | 0.1 | 1.04 | 1.00 | 104 | 50 - 150 | |
| Chlorpyrifos | ND | 0.1 | 0.974 | 1.00 | 97.4 | 50 - 150 | | Propiconazole | ND | 0.1 | 1.07 | 1.00 | 107 | 50 - 150 | |
| Clofentezine | ND | 0.1 | 0.949 | 1.00 | 94.9 | 50 - 150 | | Propoxur | ND | 0.1 | 1.01 | 1.00 | 101 | 50 - 150 | |
| Cyfluthrin | ND | 0.5 | 1.50 | 1.00 | 150 | 50 - 150 | | Pyrethrins | ND | 0.5 | 0.525 | 1.00 | 52.5 | 50 - 150 | |
| Cypermethrin | ND | 0.1 | 1.00 | 1.00 | 100 | 50 - 150 | | Pyridaben | ND | 0.1 | 0.985 | 1.00 | 98.5 | 50 - 150 | |
| Daminozide | ND | 0.5 | ND | 1.00 | 0.00 | 10 - 150 | ND | Spinosad | ND | 0.1 | 0.821 | 1.00 | 82.1 | 50 - 150 | |
| Diazinon | ND | 0.1 | 1.01 | 1.00 | 101 | 50 - 150 | | Spiromesifen | ND | 0.1 | 1.01 | 1.00 | 101 | 50 - 150 | |
| Dichlorvos (DDVP) | ND | 0.5 | 0.966 | 1.00 | 96.6 | 50 - 150 | | Spirotetramat | ND | 0.1 | 1.05 | 1.00 | 105 | 50 - 150 | |
| Dimethoate | ND | 0.1 | 0.990 | 1.00 | 99.0 | 50 - 150 | | Spiroxamine | ND | 0.1 | 0.662 | 1.00 | 66.2 | 50 - 150 | |
| Ethoprophos | ND | 0.1 | 0.897 | 1.00 | 89.7 | 50 - 150 | | Tebuconazole | ND | 0.1 | 0.982 | 1.00 | 98.2 | 50 - 150 | |
| Etofenprox | ND | 0.1 | 0.953 | 1.00 | 95.3 | 50 - 150 | | Thiacloprid | ND | 0.1 | 1.07 | 1.00 | 107 | 50 - 150 | |
| Etoazole | ND | 0.1 | 0.979 | 1.00 | 97.9 | 50 - 150 | | Thiamethoxam | ND | 0.1 | 0.954 | 1.00 | 95.4 | 50 - 150 | |
| Fenoxycarb | ND | 0.1 | 0.998 | 1.00 | 99.8 | 50 - 150 | | Trifloxystrobin | ND | 0.1 | 1.04 | 1.00 | 104 | 50 - 150 | |
| Fenpyroximate | ND | 0.1 | 1.05 | 1.00 | 105 | 50 - 150 | | | | | | | | | |
| Fipronil | ND | 0.1 | 1.06 | 1.00 | 106 | 50 - 150 | | | | | | | | | |
| Flonicamid | ND | 0.1 | 0.894 | 1.00 | 89.4 | 50 - 150 | | | | | | | | | |
| Fludioxonil | ND | 0.1 | 1.12 | 1.00 | 112 | 50 - 150 | | | | | | | | | |
| Hexythiazox | ND | 0.1 | 1.05 | 1.00 | 105 | 50 - 150 | | | | | | | | | |
| Imazalil | ND | 0.1 | 0.919 | 1.00 | 91.9 | 50 - 150 | | | | | | | | | |
| Imidacloprid | ND | 0.1 | 0.991 | 1.00 | 99.1 | 50 - 150 | | | | | | | | | |
| Kresoxim-methyl | ND | 0.1 | 1.07 | 1.00 | 107 | 50 - 150 | | | | | | | | | |
| Malathion | ND | 0.1 | 1.07 | 1.00 | 107 | 50 - 150 | | | | | | | | | |

283 - 707 Truthband RCO 9.23.19

Farmer's Friend Extracts
 6451 NE Colwood Wy
 Portland, OR 97218
 503-442-8653

Sample Type: Extracts
 Sample Date: 9/25/2019
 Analysis Date: 9/26/2019
 Report Date: 9/27/2019

Metric Batch ID:
 1A4010300016315000015611
 Metric Sample ID:
 1A4010300016315000015833

Harvest/Process Date: 9/23/2019
 Report ID:
LS-190927-19

Residual Solvents Sample Data

Solvents Analysis Date: 9/26/2019
 Solvents Batch ID: RES_092619A

Method: EPA 5021A
 Unit: µg/g (ppm)

Pass 

| Analyte | FZC-SJP-HRG | STJ-RJD-ZHZ | RPD (%) | Limits | LOQ | Notes | Status |
|--------------------------|-------------|-------------|---------|--------|-------|-------|--------|
| 1,4-Dioxane | ND | ND | 0.00 | 380.0 | 50.0 | | Pass |
| 2-Butanol | ND | ND | 0.00 | 5000.0 | 250.0 | | Pass |
| 2-Ethoxyethanol | ND | ND | 0.00 | 160.0 | 50.0 | | Pass |
| Acetone | <LOQ | <LOQ | 0.00 | 5000.0 | 250.0 | | Pass |
| Acetonitrile | ND | ND | 0.00 | 410.0 | 50.0 | | Pass |
| Benzene | ND | ND | 0.00 | 2.0 | 2.0 | | Pass |
| Butanes | ND | ND | 0.00 | 5000.0 | 250.0 | | Pass |
| Cumene | ND | ND | 0.00 | 70.0 | 50.0 | | Pass |
| Cyclohexane | ND | ND | 0.00 | 3880.0 | 50.0 | | Pass |
| Ethyl Acetate | ND | ND | 0.00 | 5000.0 | 250.0 | | Pass |
| Ethyl Ether | ND | ND | 0.00 | 5000.0 | 250.0 | | Pass |
| Ethylene Glycol | ND | ND | 0.00 | 620.0 | 250.0 | | Pass |
| Ethylene Oxide | ND | ND | 0.00 | 50.0 | 50.0 | | Pass |
| Heptane | ND | ND | 0.00 | 5000.0 | 250.0 | | Pass |
| Hexanes | ND | ND | 0.00 | 290.0 | 50.0 | | Pass |
| Isopropanol (2-Propanol) | <LOQ | <LOQ | 0.00 | 5000.0 | 50.0 | | Pass |
| Isopropyl Acetate | ND | ND | 0.00 | 5000.0 | 250.0 | | Pass |
| Methanol | ND | ND | 0.00 | 3000.0 | 250.0 | | Pass |
| Dichloromethane | ND | ND | 0.00 | 600.0 | 50.0 | | Pass |
| Pentanes | ND | ND | 0.00 | 5000.0 | 250.0 | | Pass |
| Propane | ND | ND | 0.00 | 5000.0 | 250.0 | | Pass |
| Tetrahydrofuran | ND | ND | 0.00 | 720.0 | 50.0 | | Pass |
| Toluene | ND | ND | 0.00 | 890.0 | 50.0 | | Pass |
| Xylenes | ND | ND | 0.00 | 2170.0 | 50.0 | | Pass |

283 - 707 Truthband RCO 9.23.19

Farmer's Friend Extracts
 6451 NE Colwood Wy
 Portland, OR 97218
 503-442-8653

Sample Type: Extracts
 Sample Date: 9/25/2019
 Analysis Date: 9/26/2019
 Report Date: 9/27/2019

Metric Batch ID:
 1A4010300016315000015611
 Metric Sample ID:
 1A4010300016315000015833

Harvest/Process Date: 9/23/2019
 Report ID:
LS-190927-19



Residual Solvents Quality Control Data

Solvents QC Analysis Date: 9/26/2019
 Solvents QC Batch ID: RES_092619A

Method: EPA 5021A
 Unit: µg/g (ppm)

| Analyte | Blank | LOQ | LCS | LCS Spike | LCS Rec (%) | Limits (%) | Notes |
|--------------------------|-------|-------|------|-----------|-------------|------------|-------|
| 1,4-Dioxane | ND | 50.0 | 924 | 1000 | 92.4 | 70 - 130 | |
| 2-Butanol | ND | 250.0 | 1010 | 1000 | 101 | 70 - 130 | |
| 2-Ethoxyethanol | ND | 50.0 | 979 | 1000 | 97.9 | 70 - 130 | |
| Acetone | ND | 250.0 | 910 | 1000 | 91.0 | 70 - 130 | |
| Acetonitrile | ND | 50.0 | 1020 | 1000 | 102 | 70 - 130 | |
| Benzene | ND | 2.0 | 17.7 | 20.0 | 88.6 | 70 - 130 | |
| Butanes | ND | 250.0 | 1830 | 2000 | 91.5 | 70 - 130 | |
| Cumene | ND | 50.0 | 1020 | 1000 | 102 | 70 - 130 | |
| Cyclohexane | ND | 50.0 | 880 | 1000 | 88.0 | 70 - 130 | |
| Ethyl Acetate | ND | 250.0 | 965 | 1000 | 96.5 | 70 - 130 | |
| Ethyl Ether | ND | 250.0 | 886 | 1000 | 88.6 | 70 - 130 | |
| Ethylene Glycol | ND | 250.0 | 807 | 1000 | 80.7 | 70 - 130 | |
| Ethylene Oxide | ND | 50.0 | 882 | 1000 | 88.2 | 70 - 130 | |
| Heptane | ND | 250.0 | 951 | 1000 | 95.1 | 70 - 130 | |
| Hexanes | ND | 50.0 | 4550 | 5000 | 91.0 | 70 - 130 | |
| Isopropanol (2-Propanol) | ND | 50.0 | 991 | 1000 | 99.1 | 70 - 130 | |
| Isopropyl Acetate | ND | 250.0 | 1020 | 1000 | 102 | 70 - 130 | |
| Methanol | ND | 250.0 | 912 | 1000 | 91.2 | 70 - 130 | |
| Dichloromethane | ND | 50.0 | 918 | 1000 | 91.8 | 70 - 130 | |
| Pentanes | ND | 250.0 | 2710 | 3000 | 90.5 | 70 - 130 | |
| Propane | ND | 250.0 | 805 | 1000 | 80.5 | 70 - 130 | |
| Tetrahydrofuran | ND | 50.0 | 1000 | 1000 | 100 | 70 - 130 | |
| Toluene | ND | 50.0 | 939 | 1000 | 93.9 | 70 - 130 | |
| Xylenes | ND | 50.0 | 4160 | 4000 | 104 | 70 - 130 | |



2535 N Ross Ave info@lightscale.com
Portland, OR 97227 ORELAP #4112
(503) 493-2535 OLCC #010-1003340D344

283 - 707 Truthband RCO 9.23.19

Farmer's Friend Extracts
6451 NE Colwood Wy
Portland, OR 97218
503-442-8653

Sample Type: Extracts
Sample Date: 9/25/2019
Analysis Date: 9/26/2019
Report Date: 9/27/2019

Metric Batch ID:
1A4010300016315000015611
Metric Sample ID:
1A4010300016315000015833

Harvest/Process Date: 9/23/2019
Report ID:
LS-190927-19

Qualifier Flag Descriptions

- J** Reported result is an estimate - the value is less than the minimum calibration level but greater than the estimated detection limit (EDL)
- U** The analyte was not detected in the sample at the estimated detection limit (EDL)
- E** Exceeds calibration range
- D** Dilution data - result was obtained from the analysis of a dilution
- B** Analyte found in sample and associated blank
- C** Co-eluting compound
- R** Relative Percent Difference (RPD) outside control limits
- NR** Analyte not reported because of problems in sample preparation or analysis
- ND** Non-Detect
- X** Results from reinjection/repeat/re-column data
- EMC** Estimated maximum possible concentration - indicates that a peak is detected but did not meet the method required criteria
- M** Manual integration
- PS** Peaks split
- HB** Control acceptance criteria are exceeded high and the associated sample is below the detection limit
- LB** Control acceptance criteria are exceeded low and the associated sample exceeds the regulatory limit
- ME** Marginal Exceedance
- LR** Low Recovery Analyte
- LOQ** Limit of Quantitation