

# 313 - Superstitious RSO 10.3.19

Farmer's Friend Extracts  
 6451 NE Colwood Wy  
 Portland, OR 97218  
 503-442-8653

Sample Type: Extracts  
 Sample Date: 10/7/2019  
 Analysis Date: 10/8/2019  
 Report Date: 10/11/2019

Metric Batch ID:  
 1A4010300016315000016080  
 Metric Sample ID:  
 1A4010300016315000016260

Harvest/Process Date: 10/3/2019  
 Report ID:  
**LS-191011-9**

## Potency

Potency Analysis Date: 10/8/2019  
 Potency Batch ID: CAN\_100819A  
 Potency Method: JAOAC 2015.1




**67.7%** Total THC  
**0.621%** Total CBD



Samples: NFM-FGM-SXR, NXS-RZS-XPW

Analyte	Description	LOQ	RPD	Min.	Max.	Avg.	Unit: %
<b>Δ9THC</b>	Delta-9 Tetrahydrocannabinol	0.16	0.659	67.0	67.4	<b>67.2</b>	
<b>THCA</b>	Tetrahydrocannabinolic acid	0.16	8.79	0.566	0.618	<b>0.592</b>	
<b>CBD</b>	Cannabidiol	0.16	11.3	0.586	0.656	<b>0.621</b>	
<b>CBDA</b>	Cannabidiolic acid	0.16	0.00	<LOQ	<LOQ	<b>&lt;LOQ</b>	
<b>Δ8THC</b>	Delta-8 Tetrahydrocannabinol*	0.16	0.00	ND	<LOQ	<LOQ	
<b>THCV</b>	Tetrahydrocannabivarin*	0.16	16.4	0.552	0.651	0.601	
<b>CBG</b>	Cannabigerol*	0.16	3.27	1.56	1.61	1.59	
<b>CBGA</b>	Cannabigerolic acid*	0.16	18.1	0.905	1.08	0.995	
<b>CBC</b>	Cannabichromene*	0.16	4.76	2.11	2.21	2.16	
<b>CBCA</b>	Cannabichromenic acid*	0.16	109	ND	0.546	0.273	
<b>CBN</b>	Cannabinol	0.16	17.8	0.878	1.05	0.964	
<b>Total THC</b>	Δ9THC + (THCA × 0.877)		<b>0.587</b>	67.5	67.9	<b>67.7</b>	
<b>Total CBD</b>	CBD + (CBDA × 0.877)		<b>11.3</b>	0.586	0.656	<b>0.621</b>	
<b>Total</b>			<b>1.89</b>	74.1	75.8	75.0	

## Compliance

Pesticides	Within limits	Analysis Date: 10/8/2019	Pass 
Solvents	Within limits	Analysis Date: 10/8/2019	Pass 
Potency	Within limits	Analysis Date: 10/8/2019	Pass 

  
 Bryce Kidd, Ph.D.  
 Lab Director

  
 Aaron Troyer  
 Chief Science Officer



# 313 - Superstitious RSO 10.3.19

Farmer's Friend Extracts  
 6451 NE Colwood Wy  
 Portland, OR 97218  
 503-442-8653

Sample Type: Extracts  
 Sample Date: 10/7/2019  
 Analysis Date: 10/8/2019  
 Report Date: 10/11/2019

Metric Batch ID:  
 1A4010300016315000016080  
 Metric Sample ID:  
 1A4010300016315000016260

Harvest/Process Date: 10/3/2019  
 Report ID:  
**LS-191011-9**



Terpene Analysis Date: 10/8/2019  
 Terpene Batch ID: TRP\_100819A

Method: JAOAC 2015.1  
 Unit: %

Analyte	Avg.	Notes
β-Caryophyllene	0.618%	<div style="width: 61.8%;"></div>
α-Terpineol	0.437%	<div style="width: 43.7%;"></div>
Humulene	0.225%	<div style="width: 22.5%;"></div>
Selinadiene	0.208%	<div style="width: 20.8%;"></div>
β-Farnesene 2	0.171%	<div style="width: 17.1%;"></div>
Azulene	ND	<div style="width: 0%;"></div>
Borneol	ND	<div style="width: 0%;"></div>
Camphene	ND	<div style="width: 0%;"></div>
Camphore	ND	<div style="width: 0%;"></div>
Caryophyllene Oxide	ND	<div style="width: 0%;"></div>
Cedrol	ND	<div style="width: 0%;"></div>
Cymene	ND	<div style="width: 0%;"></div>
Eucalyptol	ND	<div style="width: 0%;"></div>
Fenchol	ND	<div style="width: 0%;"></div>
Fenchone	ND	<div style="width: 0%;"></div>
Geraniol	ND	<div style="width: 0%;"></div>
Geranyl Acetate	ND	<div style="width: 0%;"></div>
Guaiol	ND	<div style="width: 0%;"></div>
Isoborneol	ND	<div style="width: 0%;"></div>
Isopulegol	ND	<div style="width: 0%;"></div>
Limonene	ND	<div style="width: 0%;"></div>
Linalool	ND	<div style="width: 0%;"></div>
Nerol	ND	<div style="width: 0%;"></div>
Pulegone	ND	<div style="width: 0%;"></div>
Sabinene	ND	<div style="width: 0%;"></div>
Sabinene Hydrate	ND	<div style="width: 0%;"></div>
Terpinolene	ND	<div style="width: 0%;"></div>
Valencene	ND	<div style="width: 0%;"></div>
cis-Nerolidol	ND	<div style="width: 0%;"></div>

Analyte	Avg.	Notes
trans-Nerolidol	ND	<div style="width: 0%;"></div>
Δ3-Carene	ND	<div style="width: 0%;"></div>
α-Bisabolol	ND	<div style="width: 0%;"></div>
α-Cedrene	ND	<div style="width: 0%;"></div>
α-OCimene	ND	<div style="width: 0%;"></div>
α-Phellandrene	ND	<div style="width: 0%;"></div>
α-Pinene	ND	<div style="width: 0%;"></div>
α-Terpinene	ND	<div style="width: 0%;"></div>
β-Farnesene 1	ND	<div style="width: 0%;"></div>
β-Myrcene	ND	<div style="width: 0%;"></div>
β-OCimene	ND	<div style="width: 0%;"></div>
β-Pinene	ND	<div style="width: 0%;"></div>
γ-Terpinene	ND	<div style="width: 0%;"></div>
γ-Terpineol	ND	<div style="width: 0%;"></div>
Total	1.66%	

# 313 - Superstitious RSO 10.3.19

Farmer's Friend Extracts  
 6451 NE Colwood Wy  
 Portland, OR 97218  
 503-442-8653

Sample Type: Extracts  
 Sample Date: 10/7/2019  
 Analysis Date: 10/8/2019  
 Report Date: 10/11/2019

Metric Batch ID:  
 1A4010300016315000016080  
 Metric Sample ID:  
 1A4010300016315000016260

Harvest/Process Date: 10/3/2019  
 Report ID:  
**LS-191011-9**



## Pesticides Sample Data

Pesticides Analysis Date: 10/8/2019  
 Pesticides Batch ID: PST\_100819A

Method: EN 15662  
 Unit: µg/g (ppm)

Pass 

Analyte	NFM-FGM-SXR	NXS-RZS-XPW	Limits	LOQ	Notes	Status	Analyte	NFM-FGM-SXR	NXS-RZS-XPW	Limits	LOQ	Notes	Status
Abamectin	ND	ND	0.5	0.1		Pass	Metalaxyl	ND	ND	0.2	0.1		Pass
Acephate	ND	ND	0.4	0.1		Pass	Methiocarb	ND	ND	0.2	0.1		Pass
Acequinocyl	ND	ND	2.0	1.5		Pass	Methomyl	ND	ND	0.4	0.1		Pass
Acetamiprid	ND	ND	0.2	0.1		Pass	Methyl Parathion	ND	ND	0.2	0.2		Pass
Aldicarb	ND	ND	0.4	0.1		Pass	MGK-264	ND	ND	0.2	0.2		Pass
Azoxystrobin	ND	ND	0.2	0.1		Pass	Myclobutanil	ND	ND	0.2	0.1		Pass
Bifenazate	ND	ND	0.2	0.1		Pass	Naled	ND	ND	0.5	0.2		Pass
Bifenthrin	ND	ND	0.2	0.1		Pass	Oxamyl	ND	ND	1.0	0.1		Pass
Boscalid	ND	ND	0.4	0.1		Pass	Paclobutrazol	ND	ND	0.4	0.1		Pass
Carbaryl	ND	ND	0.2	0.1		Pass	Permethrins	ND	ND	0.2	0.1		Pass
Carbofuran	ND	ND	0.2	0.1		Pass	Phosmet	ND	ND	0.2	0.1		Pass
Chlorantraniliprole	ND	ND	0.2	0.1		Pass	Piperonyl Butoxide	ND	ND	2.0	0.1		Pass
Chlorfenapyr	ND	ND	1.0	0.1		Pass	Prallethrin	ND	ND	0.2	0.1		Pass
Chlorpyrifos	ND	ND	0.2	0.1		Pass	Propiconazole	ND	ND	0.4	0.1		Pass
Clofentezine	ND	ND	0.2	0.1		Pass	Propoxur	ND	ND	0.2	0.1		Pass
Cyfluthrin	ND	ND	1.0	0.5		Pass	Pyrethrins	ND	ND	1.0	0.5		Pass
Cypermethrin	ND	ND	1.0	0.1		Pass	Pyridaben	ND	ND	0.2	0.1		Pass
Daminozide	ND	ND	1.0	0.5		Pass	Spinosad	ND	ND	0.2	0.1		Pass
Diazinon	ND	ND	0.2	0.1		Pass	Spiromesifen	ND	ND	0.2	0.1		Pass
Dichlorvos (DDVP)	ND	ND	1.0	0.5		Pass	Spirotetramat	ND	ND	0.2	0.1		Pass
Dimethoate	ND	ND	0.2	0.1		Pass	Spiroxamine	ND	ND	0.4	0.1		Pass
Ethoprophos	ND	ND	0.2	0.1		Pass	Tebuconazole	ND	ND	0.4	0.1		Pass
Etofenprox	ND	ND	0.4	0.1		Pass	Thiacloprid	ND	ND	0.2	0.1		Pass
Etoxazole	ND	ND	0.2	0.1		Pass	Thiamethoxam	ND	ND	0.2	0.1		Pass
Fenoxycarb	ND	ND	0.2	0.1		Pass	Trifloxystrobin	ND	ND	0.2	0.1		Pass
Fenpyroximate	ND	ND	0.4	0.1		Pass							
Fipronil	ND	ND	0.4	0.1		Pass							
Flonicamid	ND	ND	1.0	0.1		Pass							
Fludioxonil	ND	ND	0.4	0.1		Pass							
Hexythiazox	ND	ND	1.0	0.1		Pass							
Imazalil	ND	ND	0.2	0.1		Pass							
Imidacloprid	ND	ND	0.4	0.1		Pass							
Kresoxim-methyl	ND	ND	0.4	0.1		Pass							
Malathion	ND	ND	0.2	0.1		Pass							

# 313 - Superstitious RSO 10.3.19

Farmer's Friend Extracts  
 6451 NE Colwood Wy  
 Portland, OR 97218  
 503-442-8653

Sample Type: Extracts  
 Sample Date: 10/7/2019  
 Analysis Date: 10/8/2019  
 Report Date: 10/11/2019

Metric Batch ID:  
 1A4010300016315000016080  
 Metric Sample ID:  
 1A4010300016315000016260

Harvest/Process Date: 10/3/2019  
 Report ID:  
**LS-191011-9**

## Pesticides Quality Control Data

Pesticides QC Analysis Date: 10/8/2019  
 Pesticides QC Batch ID: PST\_100819A

Method: EN 15662  
 Unit: µg/g (ppm)

Analyte	Blank	LOQ	LCS	LCS Spike	LCS Rec (%)	Limits (%)	Notes	Analyte	Blank	LOQ	LCS	LCS Spike	LCS Rec (%)	Limits (%)	Notes
Abamectin	ND	0.1	0.899	1.00	89.9	50 - 150		Metalaxyl	ND	0.1	0.989	1.00	98.9	50 - 150	
Acephate	ND	0.1	0.732	1.00	73.2	50 - 150		Methiocarb	ND	0.1	1.15	1.00	115	50 - 150	
Acequinocyl	ND	1.5	0.669	1.00	66.9	50 - 150		Methomyl	ND	0.1	1.03	1.00	103	50 - 150	
Acetamiprid	ND	0.1	0.913	1.00	91.3	50 - 150		Methyl Parathion	ND	0.2	0.371	1.00	37.1	30 - 150	
Aldicarb	ND	0.1	0.997	1.00	99.7	50 - 150		MGK-264	ND	0.2	0.776	0.600	129	50 - 150	
Azoxystrobin	ND	0.1	0.969	1.00	96.9	50 - 150		Myclobutanil	ND	0.1	1.23	1.00	123	50 - 150	
Bifenazate	ND	0.1	1.09	1.00	109	50 - 150		Naled	ND	0.2	1.04	1.00	104	50 - 150	
Bifenthrin	ND	0.1	1.48	1.00	148	50 - 150		Oxamyl	ND	0.1	0.920	1.00	92.0	50 - 150	
Boscalid	ND	0.1	1.13	1.00	113	50 - 150		Paclobutrazol	ND	0.1	0.799	1.00	79.9	50 - 150	
Carbaryl	ND	0.1	1.10	1.00	110	50 - 150		Permethrins	ND	0.1	1.09	1.00	109	50 - 150	
Carbofuran	ND	0.1	1.05	1.00	105	50 - 150		Phosmet	ND	0.1	1.02	1.00	102	50 - 150	
Chlorantraniliprole	ND	0.1	0.982	1.00	98.2	50 - 150		Piperonyl Butoxide	ND	0.1	1.05	1.00	105	50 - 150	
Chlorfenapyr	ND	0.1	1.06	1.00	106	50 - 150		Prallethrin	ND	0.1	0.995	1.00	99.5	50 - 150	
Chlorpyrifos	ND	0.1	0.984	1.00	98.4	50 - 150		Propiconazole	ND	0.1	0.996	1.00	99.6	50 - 150	
Clofentezine	ND	0.1	0.937	1.00	93.7	50 - 150		Propoxur	ND	0.1	1.09	1.00	109	50 - 150	
Cyfluthrin	ND	0.5	1.46	1.00	146	50 - 150		Pyrethrins	ND	0.5	1.06	1.00	106	50 - 150	
Cypermethrin	ND	0.1	0.982	1.00	98.2	50 - 150		Pyridaben	ND	0.1	0.944	1.00	94.4	50 - 150	
Daminozide	ND	0.5	ND	1.00	<b>1.64</b>	10 - 150	LR	Spinosad	ND	0.1	0.729	1.00	72.9	50 - 150	
Diazinon	ND	0.1	0.953	1.00	95.3	50 - 150		Spiromesifen	ND	0.1	1.07	1.00	107	50 - 150	
Dichlorvos (DDVP)	ND	0.5	1.45	1.00	145	50 - 150		Spirotetramat	ND	0.1	1.03	1.00	103	50 - 150	
Dimethoate	ND	0.1	0.948	1.00	94.8	50 - 150		Spiroxamine	ND	0.1	0.748	1.00	74.8	50 - 150	
Ethoprophos	ND	0.1	1.07	1.00	107	50 - 150		Tebuconazole	ND	0.1	1.01	1.00	101	50 - 150	
Etofenprox	ND	0.1	0.950	1.00	95.0	50 - 150		Thiacloprid	ND	0.1	1.00	1.00	100	50 - 150	
Etoxazole	ND	0.1	0.978	1.00	97.8	50 - 150		Thiamethoxam	ND	0.1	0.944	1.00	94.4	50 - 150	
Fenoxycarb	ND	0.1	1.00	1.00	100	50 - 150		Trifloxystrobin	ND	0.1	0.928	1.00	92.8	50 - 150	
Fenpyroximate	ND	0.1	1.21	1.00	121	50 - 150									
Fipronil	ND	0.1	1.03	1.00	103	50 - 150									
Flonicamid	ND	0.1	1.04	1.00	104	50 - 150									
Fludioxonil	ND	0.1	1.17	1.00	117	50 - 150									
Hexythiazox	ND	0.1	1.01	1.00	101	50 - 150									
Imazalil	ND	0.1	0.878	1.00	87.8	50 - 150									
Imidacloprid	ND	0.1	0.943	1.00	94.3	50 - 150									
Kresoxim-methyl	ND	0.1	0.976	1.00	97.6	50 - 150									
Malathion	ND	0.1	1.04	1.00	104	50 - 150									

# 313 - Superstitious RSO 10.3.19

Farmer's Friend Extracts  
 6451 NE Colwood Wy  
 Portland, OR 97218  
 503-442-8653

Sample Type: Extracts  
 Sample Date: 10/7/2019  
 Analysis Date: 10/8/2019  
 Report Date: 10/11/2019

Metric Batch ID:  
 1A4010300016315000016080  
 Metric Sample ID:  
 1A4010300016315000016260

Harvest/Process Date: 10/3/2019  
 Report ID:  
**LS-191011-9**



## Residual Solvents Sample Data

Solvents Analysis Date: 10/8/2019  
 Solvents Batch ID: RES\_100819A

Method: EPA 5021A  
 Unit: µg/g (ppm)

Pass 

Analyte	NFM-FGM-SXR	NXS-RZS-XPW	RPD (%)	Limits	LOQ	Notes	Status
1,4-Dioxane	ND	ND	0.00	380.0	50.0		Pass
2-Butanol	ND	ND	0.00	5000.0	250.0		Pass
2-Ethoxyethanol	ND	ND	0.00	160.0	50.0		Pass
Acetone	ND	<LOQ	0.00	5000.0	250.0		Pass
Acetonitrile	ND	ND	0.00	410.0	50.0		Pass
Benzene	ND	ND	0.00	2.0	2.0		Pass
Butanes	ND	ND	0.00	5000.0	250.0		Pass
Cumene	ND	ND	0.00	70.0	50.0		Pass
Cyclohexane	ND	ND	0.00	3880.0	50.0		Pass
Ethyl Acetate	ND	ND	0.00	5000.0	250.0		Pass
Ethyl Ether	ND	ND	0.00	5000.0	250.0		Pass
Ethylene Glycol	ND	ND	0.00	620.0	250.0		Pass
Ethylene Oxide	ND	ND	0.00	50.0	50.0		Pass
Heptane	ND	ND	0.00	5000.0	250.0		Pass
Hexanes	ND	ND	0.00	290.0	50.0		Pass
Isopropanol (2-Propanol)	ND	ND	0.00	5000.0	50.0		Pass
Isopropyl Acetate	ND	ND	0.00	5000.0	250.0		Pass
Methanol	ND	ND	0.00	3000.0	250.0		Pass
Dichloromethane	ND	ND	0.00	600.0	50.0		Pass
Pentanes	ND	ND	0.00	5000.0	250.0		Pass
Propane	ND	ND	0.00	5000.0	250.0		Pass
Tetrahydrofuran	ND	ND	0.00	720.0	50.0		Pass
Toluene	ND	ND	0.00	890.0	50.0		Pass
Xylenes	ND	ND	0.00	2170.0	50.0		Pass

# 313 - Superstitious RSO 10.3.19

Farmer's Friend Extracts  
 6451 NE Colwood Wy  
 Portland, OR 97218  
 503-442-8653

Sample Type: Extracts  
 Sample Date: 10/7/2019  
 Analysis Date: 10/8/2019  
 Report Date: 10/11/2019

Metric Batch ID:  
 1A4010300016315000016080  
 Metric Sample ID:  
 1A4010300016315000016260

Harvest/Process Date: 10/3/2019  
 Report ID:  
**LS-191011-9**

## Residual Solvents Quality Control Data

Solvents QC Analysis Date: 10/8/2019  
 Solvents QC Batch ID: RES\_100819A

Method: EPA 5021A  
 Unit: µg/g (ppm)

Analyte	Blank	LOQ	LCS	LCS Spike	LCS Rec (%)	Limits (%)	Notes
1,4-Dioxane	ND	50.0	929	1000	92.9	70 - 130	
2-Butanol	ND	250.0	992	1000	99.2	70 - 130	
2-Ethoxyethanol	ND	50.0	997	1000	99.7	70 - 130	
Acetone	ND	250.0	915	1000	91.5	70 - 130	
Acetonitrile	<LOQ	50.0	1010	1000	101	70 - 130	
Benzene	ND	2.0	16.6	20.0	83.1	70 - 130	
Butanes	ND	250.0	2000	2000	100	70 - 130	
Cumene	ND	50.0	942	1000	94.2	70 - 130	
Cyclohexane	ND	50.0	902	1000	90.2	70 - 130	
Ethyl Acetate	ND	250.0	989	1000	98.9	70 - 130	
Ethyl Ether	ND	250.0	941	1000	94.1	70 - 130	
Ethylene Glycol	ND	250.0	939	1000	93.9	70 - 130	
Ethylene Oxide	ND	50.0	929	1000	92.9	70 - 130	
Heptane	ND	250.0	983	1000	98.3	70 - 130	
Hexanes	ND	50.0	4730	5000	94.7	70 - 130	
Isopropanol (2-Propanol)	<LOQ	50.0	982	1000	98.2	70 - 130	
Isopropyl Acetate	ND	250.0	1020	1000	102	70 - 130	
Methanol	ND	250.0	936	1000	93.6	70 - 130	
Dichloromethane	ND	50.0	951	1000	95.1	70 - 130	
Pentanes	ND	250.0	2890	3000	96.3	70 - 130	
Propane	ND	250.0	971	1000	97.1	70 - 130	
Tetrahydrofuran	ND	50.0	1000	1000	100	70 - 130	
Toluene	ND	50.0	928	1000	92.8	70 - 130	
Xylenes	ND	50.0	3820	4000	95.5	70 - 130	

---

# 313 - Superstitious RSO 10.3.19

Farmer's Friend Extracts  
6451 NE Colwood Wy  
Portland, OR 97218  
503-442-8653Sample Type: Extracts  
Sample Date: 10/7/2019  
Analysis Date: 10/8/2019  
Report Date: 10/11/2019Metric Batch ID:  
1A4010300016315000016080  
Metric Sample ID:  
1A4010300016315000016260Harvest/Process Date: 10/3/2019  
Report ID:  
**LS-191011-9**

---

## Qualifier Flag Descriptions

J	Reported result is an estimate - the value is less than the minimum calibration level but greater than the estimated detection limit (EDL)
U	The analyte was not detected in the sample at the estimated detection limit (EDL)
E	Exceeds calibration range
D	Dilution data - result was obtained from the analysis of a dilution
B	Analyte found in sample and associated blank
C	Co-eluting compound
R	Relative Percent Difference (RPD) outside control limits
NR	Analyte not reported because of problems in sample preparation or analysis
ND	Non-Detect
X	Results from reinjection/repeat/re-column data
EMC	Estimated maximum possible concentration - indicates that a peak is detected but did not meet the method required criteria
M	Manual integration
PS	Peaks split
HB	Control acceptance criteria are exceeded high and the associated sample is below the detection limit
LB	Control acceptance criteria are exceeded low and the associated sample exceeds the regulatory limit
ME	Marginal Exceedance
LR	Low Recovery Analyte
LOQ	Limit of Quantitation